



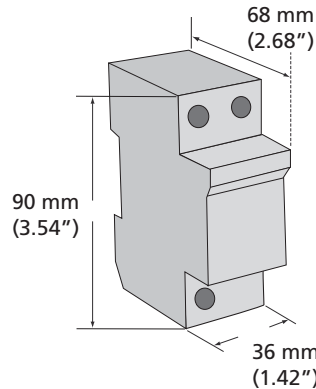
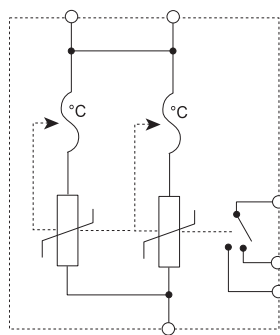
# DSD1150 (150kA) Dinline Surge Diverter

## Features

- 150kA 8/20µs surge rating provides protection suitable for main distribution panels and provides a long operational life
- 35 mm DIN 43 880 profile – matches common circuit breakers
- Indication flag – provides clear visual indication of life status
- Remote contacts – provide remote status monitoring
- Various operating voltages – to suit most common power distribution systems\*
- Simple combinations of the DSD and SGD series allow the protection of TT, TNC, TNC-S and IT systems

\* Other operating voltages may be available upon application.

The DSD1150 series of surge suppressors is designed to provide economical and reliable protection to primary distribution panel boards and power distribution systems. They are intended for locations classified for devices tested to IEC61643-1 test class I (or VDE classification B). Internal thermal disconnect devices help ensure safe isolation during sustained and abnormal events on the distribution network, or at end-of-life. A visual indicator flag provides user-feedback in the event of such operation. In addition, a set of voltage-free contacts is provided for remote signaling if replacement is needed.



<b>Model</b>	DSD11502SR275
<b>Item Number for Europe</b>	702420
<b>Nominal Voltage, U<sub>n</sub></b>	220-240 V
<b>Distribution System</b>	TN-C, TN-C-S, TN-S, TT
<b>Max Cont. Operating Voltage, U<sub>c</sub></b>	275 VAC, 350 VDC
<b>Frequency</b>	0-60 Hz
<b>Max Discharge Current I<sub>max</sub></b>	150 kA 8/20 µs
<b>Nominal Discharge Current, I<sub>n</sub></b>	70 kA 8/20 µs
<b>Impulse Current, I<sub>imp</sub></b>	25 kA 10/350 µs
<b>Protection Modes</b>	Single mode
<b>Technology</b>	MOV with thermal disconnect
<b>Short Circuit Current Rating, I<sub>sc</sub></b>	25 kA
<b>Voltage Protection Level, U<sub>p</sub></b>	850 V @ 3 kA 1.6 kV @ I <sub>n</sub>
<b>Status</b>	Mechanical flag Change-over contact (Form C dry) 250V~/0.5A, max 1.5 mm <sup>2</sup> (#14AWG) connecting wire
<b>Dimensions H x D x W: mm (in)</b>	90 x 68 x 36 (3.54 x 2.68 x 1.42)
<b>Module Width</b>	2 M
<b>Weight: kg (lbs)</b>	0.33 (0.73)
<b>Enclosure</b>	DIN 43 880, UL94V-0 thermoplastic, IP 20 (NEMA-1)
<b>Connection</b>	≤25 mm <sup>2</sup> (#4AWG) stranded ≤35 mm <sup>2</sup> (#2AWG) solid
<b>Mounting</b>	35 mm top hat DIN rail
<b>Back-up Overcurrent Protection</b>	250 AgI if supply >250 A
<b>Temperature</b>	-40°C to 80°C (-40°F to 176°F)
<b>Humidity</b>	0 % to 90 %
<b>Approvals</b>	CE, IEC® 61643-1
<b>Surge Rated to Meet</b>	ANSI®/IEEE® C62.41.2 Cat A, Cat B, Cat C ANSI®/IEEE® C62.41.2 Scenario II, Exposure 3, 100 kA 8/20 µs, 10 kA 10/350 µs IEC 61643-1 Class I, Class II

ANSI is a registered trademark of the American National Standards Institute. IEC is a registered trademark of the International Electrotechnical Commission. IEEE is a registered trademark of the Institute of Electrical and Electronics Engineers, Incorporated. NEMA is a registered trademark of the National Electrical Manufacturers Association. UL is a registered trademark of Underwriters Laboratories, Inc.

**WARNING**

ERICO products shall be installed and used only as indicated in ERICO's product instruction sheets and training materials. Instruction sheets are available at [www.erico.com](http://www.erico.com) and from your ERICO customer service representative. Improper installation, misuse, misapplication or other failure to completely follow ERICO's instructions and warnings may cause product malfunction, property damage, serious bodily injury and death.



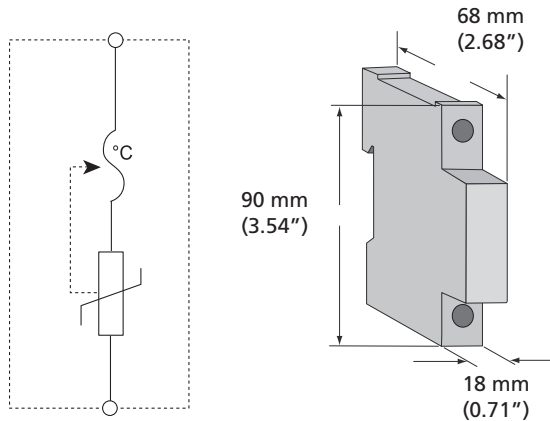
# DSD1100 (100kA) Dinline Surge Diverter

## Features

- 100kA 8/20µs maximum surge rating provides protection suitable for smaller main-distribution panels and an extended operational life
- 35 mm DIN 43 880 profile – matches common circuit breakers
- Indication flag – provides clear visual indication of life status
- Various operating voltages – to suit most common power distribution systems\*

\* Other operating voltages may be available upon application.

The DSD1100 series of surge suppressors is designed to provide a high surge rating within an economical and reliable product for the protection of sub-distribution panel boards. The convenient compact enclosure provides a high level of protection in the smallest possible housing. Internal thermal disconnect devices help ensure safe isolation during sustained and abnormal events on the distribution network, or at end-of-life. A visual indicator flag provides user feedback in the event of such operation. They are intended for locations classified for devices tested to IEC61643-1 test class I.



<b>Model</b>	DSD11001S275
<b>Item Number for Europe</b>	702440
<b>Nominal Voltage, U<sub>n</sub></b>	220-240 V
<b>Distribution System</b>	TN-C, TN-C-S, TN-S, TT
<b>Max Cont. Operating Voltage, U<sub>c</sub></b>	275 VAC, 350 VDC
<b>Frequency</b>	0-60 Hz
<b>Operating Current @ U<sub>n</sub></b>	1 mA
<b>Max Discharge Current, I<sub>max</sub></b>	100 kA 8/20 µs
<b>Nominal Discharge Current, I<sub>n</sub></b>	40 kA 8/20 µs
<b>Impulse Current, I<sub>imp</sub></b>	12 kA 10/350 µs
<b>Protection Modes</b>	Single mode
<b>Technology</b>	MOV with thermal disconnect
<b>Short Circuit Current Rating, I<sub>sc</sub></b>	25 kAIC
<b>Voltage Protection Level, U<sub>p</sub></b>	850 V @ 3 kA 1.6 kV @ I <sub>n</sub>
<b>Status</b>	Mechanical flag
<b>Dimensions H x D x W: mm (in)</b>	90 x 68 x 18 (3.54 x 2.68 x 0.71)
<b>Module Width</b>	1 M
<b>Weight: kg (lbs)</b>	0.12 (0.26)
<b>Enclosure</b>	DIN 43 880, UL94V-0 thermoplastic, IP 20 (NEMA-1)
<b>Connection</b>	≤25 mm <sup>2</sup> (#4AWG) stranded ≤35 mm <sup>2</sup> (#2AWG) solid
<b>Mounting</b>	35 mm top hat DIN rail
<b>Back-up Overcurrent Protection</b>	160 Agl if supply >160 A
<b>Temperature</b>	-40°C to 80°C (-40°F to 176°F)
<b>Humidity</b>	0 % to 90 %
<b>Approvals</b>	CE, IEC <sup>®</sup> 61643-1
<b>Surge Rated to Meet</b>	ANSI <sup>®</sup> /IEEE <sup>®</sup> C62.41-1991 Cat A, Cat B, Cat C ANSI <sup>®</sup> /IEEE <sup>®</sup> C62.41.2 Scenario II, Exposure 3, 100 kA 8/20 µs, 10 kA 10/350 µs IEC 61643-1 Class I, Class II

ANSI is a registered trademark of the American National Standards Institute. IEC is a registered trademark of the International Electrotechnical Commission. IEEE is a registered trademark of the Institute of Electrical and Electronics Engineers, Incorporated. NEMA is a registered trademark of the National Electrical Manufacturers Association. UL is a registered trademark of Underwriters Laboratories, Inc.

**WARNING**

ERICO products shall be installed and used only as indicated in ERICO's product instruction sheets and training materials. Instruction sheets are available at [www.erico.com](http://www.erico.com) and from your ERICO customer service representative. Improper installation, misuse, misapplication or other failure to completely follow ERICO's instructions and warnings may cause product malfunction, property damage, serious bodily injury and death.



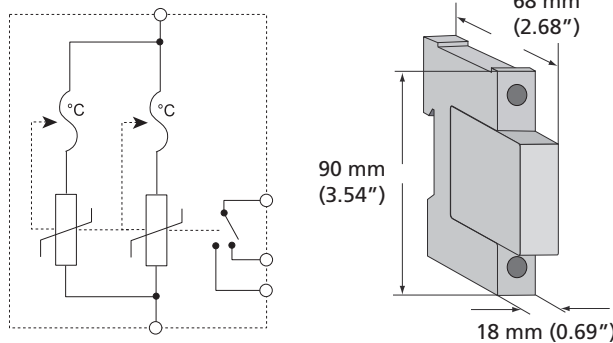
# DSD160 (60kA) Dinline Surge Diverter

## Features

- 60kA 8/20 $\mu$ s maximum surge rating provides protection suitable for sub-distribution panels and a long operational life
- 35 mm DIN 43 880 profile – matches common circuit breakers
- Indication flag – provides clear visual indication of life status
- Remote contacts – provide remote status monitoring
- Various operating voltages – to suit most common power distribution systems\*

\* Other operating voltages may be available upon application.

The DSD160 series of surge suppressors is designed to provide economical and reliable protection to sub-distribution panel boards. The convenient plug-in module and separate base design facilitates replacement of a failed surge module without needing to undo installation wiring. Internal thermal disconnect devices help ensure safe isolation during sustained and abnormal events on the distribution network, or at end-of-life. Visual indicator flags show 100% and 50% status with voltage-free contacts to provide user-feedback in the event of reduction of capacity.



<b>Model</b>	DSD1601SR275
<b>Item Number for Europe</b>	702460
<b>Nominal Voltage, U<sub>n</sub></b>	220-240 V
<b>Distribution System</b>	TN-C, TN-C-S, TN-S, TT
<b>Max Cont. Operating Voltage, U<sub>c</sub></b>	275 VAC, 350 VDC
<b>Frequency</b>	0-60 Hz
<b>Operating Current @ U<sub>n</sub></b>	1 mA
<b>Max Discharge Current, I<sub>max</sub></b>	60 kA 8/20 $\mu$ s
<b>Nominal Discharge Current, I<sub>n</sub></b>	30 kA 8/20 $\mu$ s
<b>Impulse Current, I<sub>imp</sub></b>	5 kA 10/350 $\mu$ s
<b>Protection Modes</b>	Single mode
<b>Technology</b>	MOV with thermal disconnect
<b>Short Circuit Current Rating, I<sub>sc</sub></b>	25 kA
<b>Voltage Protection Level, U<sub>p</sub></b>	850 V @ 3 kA 1.5 kV @ I <sub>n</sub>
<b>Status</b>	Mechanical flag with progressive indication Change-over contact (Form C dry) 250V~/0.5A, max 1.5 mm <sup>2</sup> (#14AWG) connecting wire
<b>Dimensions H x D x W: mm (in)</b>	90 x 68 x 18 (3.54 x 2.68 x 0.69)
<b>Module Width</b>	1 M
<b>Weight: kg (lbs)</b>	0.12 (0.26)
<b>Enclosure</b>	DIN 43 880, UL94V-0 thermoplastic, IP 20 (NEMA-1)
<b>Connection</b>	$\leq$ 25 mm <sup>2</sup> (#4AWG) stranded $\leq$ 35 mm <sup>2</sup> (#2AWG) solid
<b>Mounting</b>	35 mm top hat DIN rail
<b>Back-up Overcurrent Protection</b>	160 Agl if supply >160 A
<b>Temperature</b>	-40°C to 80°C (-40°F to 176°F)
<b>Humidity</b>	0 % to 90 %
<b>Approvals</b>	CE, IEC® 61643-1
<b>Surge Rated to Meet</b>	ANSI®/IEEE® C62.41.2 Cat A, Cat B, Cat C ANSI®/IEEE® C62.41.2 Scenario II, Exposure 2, 50 kA 8/20 $\mu$ s IEC 61643-1 Class I, Class II
<b>Replacement Module</b>	DSD160 1SR 275M
<b>Replacement Module (Europe)</b>	702465

ANSI is a registered trademark of the American National Standards Institute. IEC is a registered trademark of the International Electrotechnical Commission. IEEE is a registered trademark of the Institute of Electrical and Electronics Engineers, Incorporated. NEMA is a registered trademark of the National Electrical Manufacturers Association. UL is a registered trademark of Underwriters Laboratories, Inc.

#### WARNING

ERICO products shall be installed and used only as indicated in ERICO's product instruction sheets and training materials. Instruction sheets are available at [www.erico.com](http://www.erico.com) and from your ERICO customer service representative. Improper installation, misuse, misapplication or other failure to completely follow ERICO's instructions and warnings may cause product malfunction, property damage, serious bodily injury and death.





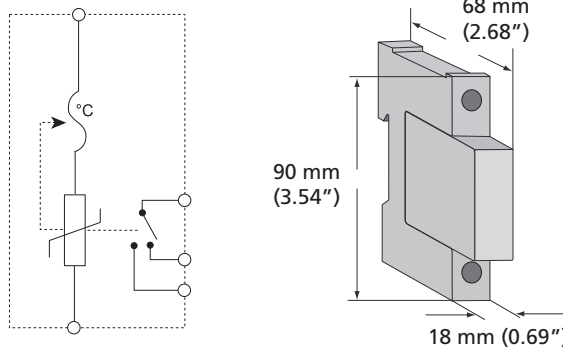
# DSD140 (40kA) Dinline Surge Diverter

## Features

- 40kA 8/20µs maximum surge rating provides protection suitable for sub-distribution panels and a long operational life
- 35 mm DIN 43 880 profile – matches common circuit breakers
- Indication flag – provides clear visual indication of life status
- Remote contacts – provide remote status monitoring
- Various operating voltages – to suit most common power distribution systems

The DSD140 series of surge suppressors is designed to provide economical protection to sub-distribution panel boards in locations classified for devices tested to IEC61643-1 test Class II (or VDE classification C). The convenient plug-in module and separate base design facilitates replacement of a failed surge module without needing to undo installation wiring.

A visual indicator flag provides user-feedback if the internal thermal disconnect operates. The “R” series provides a set of voltage-free contacts for remote signaling that maintenance is required.



Model	DSD1401S150	DSD1401S275	DSD1401SR150	DSD1401SR275	DSD1401SR440
Item Number for Europe	702480	702491	702510	702521	702530
Nominal Voltage, U <sub>n</sub>	110-120 V	220-240 V	110-120 V	220-240 V	380 V
Distribution System	TN-C, TN-C-S, TN-S, TT				
Max Cont. Operating Voltage, U <sub>c</sub>	150 VAC 200 VDC	275 VAC 350 VDC	150 VAC 200 VDC	275 VAC 350 VDC	440 VAC 580 VDC
Frequency	0-60 Hz				
Operating Current @ U <sub>n</sub>	1 mA				
Max Discharge Current, I <sub>max</sub>	40 kA 8/20 µs				
Nominal Discharge Current, I <sub>n</sub>	20 kA 8/20 µs				
Protection Modes	Single mode				
Technology	MOV with thermal disconnect				
Short Circuit Current Rating, I <sub>sc</sub>	25 kA				
Voltage Protection Level, U <sub>p</sub>	480 V @ 3 kA 550 V @ 5kA 0.7 kV @ I <sub>n</sub>	850 V @ 3 kA 1 kV @ 5 kA 1.4 kV @ I <sub>n</sub>	480 V @ 3 kA 550 V @ 5kA 0.7 kV @ I <sub>n</sub>	850 V @ 3 kA 1 kV @ 5 kA 1.4 kV @ I <sub>n</sub>	1.4 kV @ 3 kA 1.75 kV @ 5 kA 2.2 kV @ I <sub>n</sub>
Status	Mechanical flag		Mechanical flag Change-over contact (Form C dry) 250V~/0.5A, max 1.5 mm <sup>2</sup> (#14AWG) connecting wire		
Dimensions H x D x W: mm (in)	90 x 68 x 18 (3.54 x 2.68 x 0.69)				
Module Width	1 M				
Weight: kg (lbs)	0.12 (0.26)				
Enclosure	DIN 43 880, UL94V-0 thermoplastic, IP 20 (NEMA-1)				
Connection	≤25 mm <sup>2</sup> (#4AWG) stranded ≤35 mm <sup>2</sup> (#2AWG) solid				
Mounting	35 mm top hat DIN rail				
Back-up Overcurrent Protection	125 Agl if supply >125 A				
Temperature	-40°C to 80°C (-40°F to 176°F)				
Humidity	0 % to 90 %				
Approvals	CE, IEC <sup>®</sup> 61643-1				
Surge Rated to Meet	ANSI <sup>®</sup> /IEEE <sup>®</sup> C62.41.2 Cat A, Cat B, Cat C ANSI <sup>®</sup> /IEEE <sup>®</sup> C62.41.2 Scenario II, Exposure 1, 20 kA 8/20 µs IEC 61643-1 Class II				
Replacement Module	DSD140M150	DSD140M275	DSD140M150	DSD140M275	DSD140M440
Replacement Module (Europe)	702436	702496	702436	702496	702506

ANSI is a registered trademark of the American National Standards Institute. IEC is a registered trademark of the International Electrotechnical Commission. IEEE is a registered trademark of the Institute of Electrical and Electronics Engineers, Incorporated. NEMA is a registered trademark of the National Electrical Manufacturers Association. UL is a registered trademark of Underwriters Laboratories, Inc.

**WARNING**

ERICO products shall be installed and used only as indicated in ERICO's product instruction sheets and training materials. Instruction sheets are available at [www.erico.com](http://www.erico.com) and from your ERICO customer service representative. Improper installation, misuse, misapplication or other failure to completely follow ERICO's instructions and warnings may cause product malfunction, property damage, serious bodily injury and death.



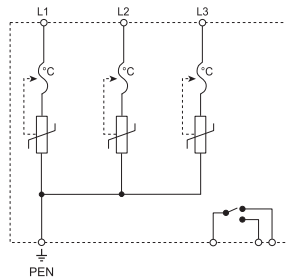
# DSD340 (40kA) Dinline Surge Diverter

## Features

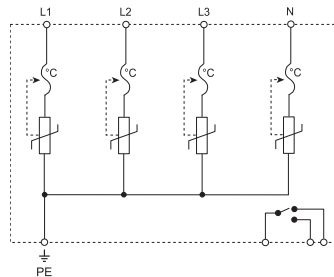
- 40kA 8/20µs maximum surge rating provides protection suitable for sub-distribution panels and a long operational life
- 35 mm DIN 43 880 profile – matches common circuit breakers
- Indication flag – provides clear visual indication of life status
- Remote contacts – provide remote status monitoring
- Various operating voltages – to suit most common power distribution systems

The DSD340 series of surge suppressors is designed to provide economical protection to sub-distribution panel boards in locations classified for devices tested to IEC61643-1 test Class II (or VDE Classification C). The single module units conveniently protect three phase systems with TNC, TNS and TT options.

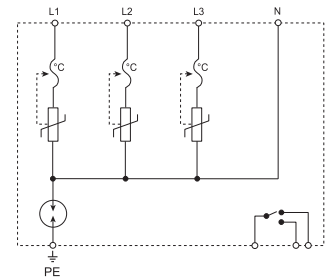
A visual indicator flag provides user-feedback if the internal thermal disconnecter operates. The "R" series provides a set of voltage-free contacts for remote signaling that maintenance is required.



TNC Configuration



TNS Configuration



TT Configuration

Model	DSD340TNC275A	DSD340TNS275A	DSD340TT275A
Item Number for Europe	702581	702591	702601
Nominal Voltage, U <sub>n</sub>	220/380 V - 240/415 V		
Distribution System	TN-C	TN-S	TT
Max Cont. Operating Voltage, U <sub>c</sub>	275 VAC, 350 VDC		
Frequency	0-60 Hz		
Max Discharge Current, I <sub>max</sub>	40 kA 8/20 µs		
Nominal Discharge Current, I <sub>n</sub>	20 kA 8/20 µs		
Protection Modes	L-PE	L-PE, N-PE	L-N, N-PE
Technology	MOV (3+0)	MOV (4+0)	MOV GDT N-PE (3+1)
Short Circuit Current Rating, I <sub>sc</sub>	25 kA		
Impulse Current, I <sub>imp</sub>	5 kA 10/350 µs		
Voltage Protection Level, U <sub>p</sub>	850 V @ 3 kA 1.4 kV @ I <sub>n</sub>	L-PE 850 V @ 3 kA 1.4 kV @ I <sub>n</sub>	L-N 850 V @ 3 kA 1.4 kV @ I <sub>n</sub>
Status	Mechanical flag Change-over contact (Form C dry) 250V~/0.5A, max 1.5 mm <sup>2</sup> (#14AWG) connecting wire		
Dimensions H x D x W: mm (in)	90 x 68 x 54 (3.54 x 2.68 x 2.13)	90 x 68 x 72 (3.54 x 2.68 x 2.83)	
Module Width	3 M	4 M	
Weight: kg (lbs)	0.8 (1.76)		
Enclosure	DIN 43 880, UL94V-0 thermoplastic, IP 20 (NEMA-1)		
Connection	≤25 mm <sup>2</sup> (#4AWG) stranded ≤35 mm <sup>2</sup> (#2AWG) solid		
Mounting	35 mm top hat DIN rail		
Back-up Overcurrent Protection	125 Agl if supply >125 A		
Temperature	-40°C to 80°C (-40°F to 176°F)		
Humidity	0 % to 90 %		
Approvals	CE, IEC® 61643-1		
Surge Rated to Meet	ANSI®/IEEE® C62.41.2 Cat A, Cat B, Cat C ANSI®/IEEE® C62.41.2 Scenario II, Exposure 2, 50 kA 8/20 µs, 5 kA 10/350 µs IEC 61643-1 Class II		
Replacement MOV Module	DSD140M275		
Replacement MOV Module (Europe)	702496		
Replacement GDT Module	-	-	SGD112M
Replacement GDT Module (Europe)	-	-	702403

ANSI is a registered trademark of the American National Standards Institute. IEC is a registered trademark of the International Electrotechnical Commission. IEEE is a registered trademark of the Institute of Electrical and Electronics Engineers, Incorporated. NEMA is a registered trademark of the National Electrical Manufacturers Association. UL is a registered trademark of Underwriters Laboratories, Inc.

**WARNING**

ERICO products shall be installed and used only as indicated in ERICO's product instruction sheets and training materials. Instruction sheets are available at [www.erico.com](http://www.erico.com) and from your ERICO customer service representative. Improper installation, misuse, misapplication or other failure to completely follow ERICO's instructions and warnings may cause product malfunction, property damage, serious bodily injury and death.



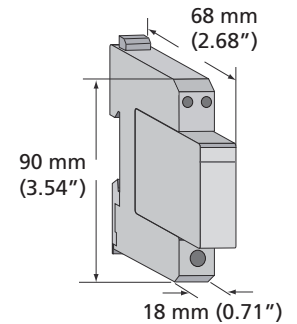
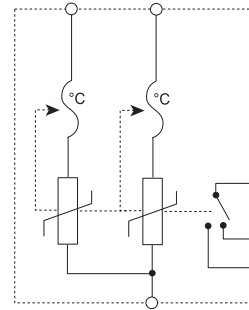
# DSD130 (30kA) Dinline Surge Diverter

## Features

- 15kA 8/20µs surge rating per mode
- Compact package, modular DIN rail mounting for limited space requirements
- Three modes of protection: L-N, L-PE & N-PE
- Indication flags and voltage-free contacts provide remote status monitoring
- Separate plug and base design facilitates replacement of a failed surge module

\* Other operating voltages may be available upon application.

Surges and voltage transients are a major cause of expensive electronic equipment failure and business disruption. The DSD130 series of surge suppressors is designed to provide economical and reliable protection from voltage transients on power distribution systems. The DSD130 is specifically designed for the protection of single phase power supplies within instrumentation and control applications. They are conveniently packaged for easy installation on 35mm DIN rail within control panels. Internal thermal disconnect devices help ensure safe disconnection at end-of life. A visual indicator flag provides user-feedback in the event of such operation. The DSD130 provides a set of optional voltage-free contacts for remote signaling that maintenance is required. The convenient plug-in module and separate base design facilitates replacement of a failed surge module without needing to undo installation wiring.



<b>Model</b>	<b>DSD1301BR275</b>
<b>Item Number for Europe</b>	702720
<b>Nominal Voltage, U<sub>n</sub></b>	220-240 V
<b>Distribution System</b>	TN-C, TN-C-S, TN-S, TT
<b>Max Cont. Operating Voltage, U<sub>c</sub></b>	275 VAC, 350 VDC
<b>Frequency</b>	0-100 Hz
<b>Max Discharge Current, I<sub>max</sub></b>	15 kA 8/20 µs L-N 15 kA 8/20 µs L-PE
<b>Nominal Discharge Current, I<sub>n</sub></b>	8 kA 8/20 µs per mode
<b>Protection Modes</b>	L-G, L-N, N-G
<b>Technology</b>	MOV with thermal disconnect
<b>Short Circuit Current Rating, I<sub>sc</sub></b>	25 kAIC
<b>Voltage Protection Level, U<sub>p</sub></b>	800 V @ 3 kA (L+N-G) 1,500 V @ 3 kA (L-N)
<b>Status</b>	Mechanical flag / remote contacts N/O, N/C Change-over contact, 250 V~/0.5 A, max 1.5 mm <sup>2</sup> (#14 AWG) terminals
<b>Dimensions H x D x W: mm (in)</b>	90 x 68 x 18 (3.54 x 2.68 x 0.71)
<b>Module Width</b>	1 M
<b>Weight: kg (lbs)</b>	0.12 (0.26)
<b>Enclosure</b>	DIN 43 880, UL94V-0 thermoplastic, IP 20 (NEMA-1)
<b>Connection</b>	1 mm <sup>2</sup> to 6 mm <sup>2</sup> (#18AWG to #10AWG) Line and Neutral Terminals ≤25 mm <sup>2</sup> (#4AWG) stranded ≤35 mm <sup>2</sup> (#2AWG) solid PE Terminal
<b>Mounting</b>	35 mm top hat DIN rail
<b>Back-up Overcurrent Protection</b>	63 AgL, if supply > 63 A
<b>Temperature</b>	-40°C to 80°C (-40°F to 176°F)
<b>Humidity</b>	0 % to 90 %
<b>Approvals</b>	CE, IEC® 61643-1
<b>Surge Rated to Meet</b>	ANSI®/IEEE® C62.41.2 Cat A, Cat B, Cat C IEC 61643-1 Class II IEC 61643-1 Class III
<b>Replacement Module</b>	DSD130M275
<b>Replacement Module (Europe)</b>	-

ANSI is a registered trademark of the American National Standards Institute. IEC is a registered trademark of the International Electrotechnical Commission. IEEE is a registered trademark of the Institute of Electrical and Electronics Engineers, Incorporated. NEMA is a registered trademark of the National Electrical Manufacturers Association. UL is a registered trademark of Underwriters Laboratories, Inc.

**WARNING**

ERICO products shall be installed and used only as indicated in ERICO's product instruction sheets and training materials. Instruction sheets are available at [www.erico.com](http://www.erico.com) and from your ERICO customer service representative. Improper installation, misuse, misapplication or other failure to completely follow ERICO's instructions and warnings may cause product malfunction, property damage, serious bodily injury and death.



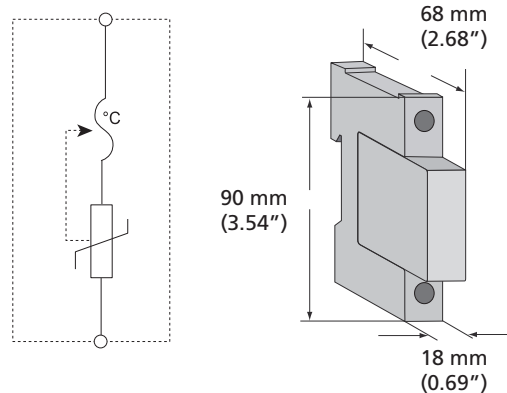
# DSD110 (10kA) Dinline Surge Diverter

## Features

- 10kA 8/20 $\mu$ s maximum surge rating – provides protection suitable for small sub-distribution panels or point-of-use applications
- 35 mm DIN 43 880 profile – matches common circuit breakers
- Indication flag – provides clear visual indication of life status
- Various operating voltages – to suit most common power distribution systems\*

\* Other operating voltages may be available upon application.

The DSD110 series of surge suppressors is designed to provide economical protection to small sub-distribution panel boards or locations classified for devices tested to IEC61643-1 test Class II or III (or VDE classification D). They are also ideal for the installation in wiring termination boxes at the equipment's final point-of-use.



<b>Model</b>	DSD1101S275
<b>Item Number for Europe</b>	702560
<b>Nominal Voltage, U<sub>n</sub></b>	220-240 V
<b>Distribution System</b>	TN-C, TN-C-S, TN-S, TT
<b>Max Cont. Operating Voltage, U<sub>c</sub></b>	275 VAC, 350 VDC
<b>Frequency</b>	0-60 Hz
<b>Max Discharge Current, I<sub>max</sub></b>	10 kA 8/20 $\mu$ s
<b>Nominal Discharge Current, I<sub>n</sub></b>	5 kA 8/20 $\mu$ s
<b>Protection Modes</b>	Single mode
<b>Technology</b>	MOV with thermal disconnect
<b>Short Circuit Current Rating, I<sub>sc</sub></b>	25 kA
<b>Voltage Protection Level, U<sub>p</sub></b>	930 V @ 3kA 1.0 kV @ I <sub>n</sub>
<b>Status</b>	Mechanical flag
<b>Dimensions H x D x W: mm (in)</b>	90 x 68 x 18 (3.54 x 2.68 x 0.69)
<b>Module Width</b>	1 M
<b>Weight: kg (lbs)</b>	0.12 (0.26)
<b>Enclosure</b>	DIN 43 880, UL94V-0 thermoplastic, IP 20 (NEMA-1)
<b>Connection</b>	$\leq$ 25 mm <sup>2</sup> (#4AWG) stranded $\leq$ 35 mm <sup>2</sup> (#2AWG) solid
<b>Mounting</b>	35 mm top hat DIN rail
<b>Back-up Overcurrent Protection</b>	100 Agl if supply >100 A
<b>Temperature</b>	-40°C to 80°C (-40°F to 176°F)
<b>Humidity</b>	0 % to 90 %
<b>Approvals</b>	CE, IEC® 61643-1
<b>Surge Rated to Meet</b>	ANSI®/IEEE® C62.41.2 Cat A, Cat B IEC 61643-1 Class III
<b>Replacement Module</b>	DSD110M275
<b>Replacement Module (Europe)</b>	702566

ANSI is a registered trademark of the American National Standards Institute. IEC is a registered trademark of the International Electrotechnical Commission. IEEE is a registered trademark of the Institute of Electrical and Electronics Engineers, Incorporated. NEMA is a registered trademark of the National Electrical Manufacturers Association. UL is a registered trademark of Underwriters Laboratories, Inc.

#### WARNING

ERICO products shall be installed and used only as indicated in ERICO's product instruction sheets and training materials. Instruction sheets are available at [www.erico.com](http://www.erico.com) and from your ERICO customer service representative. Improper installation, misuse, misapplication or other failure to completely follow ERICO's instructions and warnings may cause product malfunction, property damage, serious bodily injury and death.



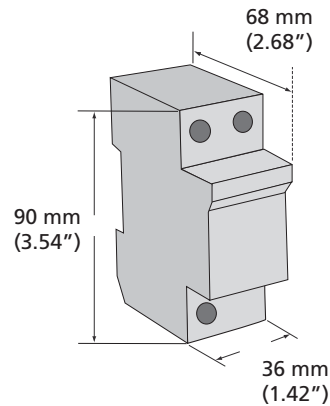
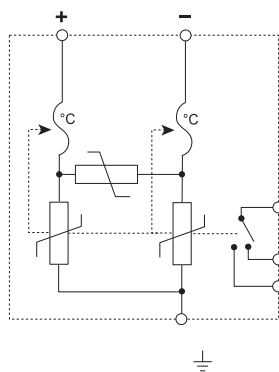


# DSD140 (24/48V) Dinline Surge Diverter

## Features

- 40kA 8/20µs surge rating – suitable for exposed DC wiring
- 35 mm DIN 43 880 profile – matches common circuit breakers
- Indication flag – provides clear visual indication of life status
- Suitable for both 24VDC and 48VDC distribution systems

The DSD140 2BR 24/48 surge protection device is designed to provide economical and reliable protection to DC power systems used in such applications as photovoltaic and telepower distribution. It is intended for locations classified for devices tested to IEC61643-1 test Class II (or VDE Classification C). Internal thermal disconnect devices help ensure safe isolation at end-of-life. A visual indication flag provides user feedback in the event of such operation. In addition, a set of voltage-free contacts is provided for remote signaling if replacement is required.



<b>Model</b>	DSD1402BR24/48
<b>Item Number for Europe</b>	702750
<b>Nominal Voltage, U<sub>n</sub></b>	24 & 48 VDC
<b>Max Cont. Operating Voltage, U<sub>c</sub></b>	60 VAC & 60 VDC
<b>Frequency</b>	0-60 Hz
<b>Max Discharge Current, I<sub>max</sub></b>	40 kA 8/20 µs
<b>Nominal Discharge Current, I<sub>n</sub></b>	20 kA 8/20 µs
<b>Protection Modes</b>	Differential & Common Mode
<b>Technology</b>	MOV with thermal disconnect
<b>Short Circuit Current Rating, I<sub>sc</sub></b>	25 kA
<b>Voltage Protection Level, U<sub>p</sub></b>	120 V @ 3 kA 300 V @ I <sub>n</sub>
<b>Status</b>	Mechanical flag Change-over contact (Form C Dry) 250 V---/0.5 A, max 1.5 mm <sup>2</sup> (#14 AWG) connecting wire
<b>Dimensions H x D x W: mm (in)</b>	90 x 68 x 36 (3.54 x 2.68 x 1.42)
<b>Module Width</b>	2 M
<b>Weight: kg (lbs)</b>	0.15 (0.33)
<b>Enclosure</b>	DIN 43 880, UL94V-0 thermoplastic, IP 20 (NEMA-1)
<b>Connection</b>	≤25 mm <sup>2</sup> (#4AWG) stranded ≤35 mm <sup>2</sup> (#2AWG) solid
<b>Mounting</b>	35 mm top hat DIN rail
<b>Back-up Overcurrent Protection</b>	250 AqI if supply >250 A
<b>Temperature</b>	-40°C to 80°C (-40°F to 176°F)
<b>Humidity</b>	0 % to 90 %
<b>Approvals</b>	CE, IEC® 61643-1
<b>Surge Rated to Meet</b>	ANSI®/IEEE® C62.41.2 Cat A, Cat B, Cat C ANSI®/IEEE® C62.41.2 Scenario II, Exposure 1, 20 kA 8/20 µs IEC 61643-1 Class II

ANSI is a registered trademark of the American National Standards Institute. IEC is a registered trademark of the International Electrotechnical Commission. IEEE is a registered trademark of the Institute of Electrical and Electronics Engineers, Incorporated. NEMA is a registered trademark of the National Electrical Manufacturers Association. UL is a registered trademark of Underwriters Laboratories, Inc.

**WARNING**

ERICO products shall be installed and used only as indicated in ERICO's product instruction sheets and training materials. Instruction sheets are available at [www.erico.com](http://www.erico.com) and from your ERICO customer service representative. Improper installation, misuse, misapplication or other failure to completely follow ERICO's instructions and warnings may cause product malfunction, property damage, serious bodily injury and death.



# Power Distribution Systems and SPD Installation

The IEC<sup>SM</sup> 60364 series of standards characterizes low-voltage distribution systems by their grounding method and the arrangement of the neutral and protective earth conductors. The selection of SPDs must consider among other issues, the level of over-voltage that may temporarily occur within the distribution system due to ground faults. IEC 61643-12 details the temporary over-voltages that may occur during fault conditions for these systems. To conform with European wiring rules an SPD with a  $U_c$  rating equal to, or greater than, this

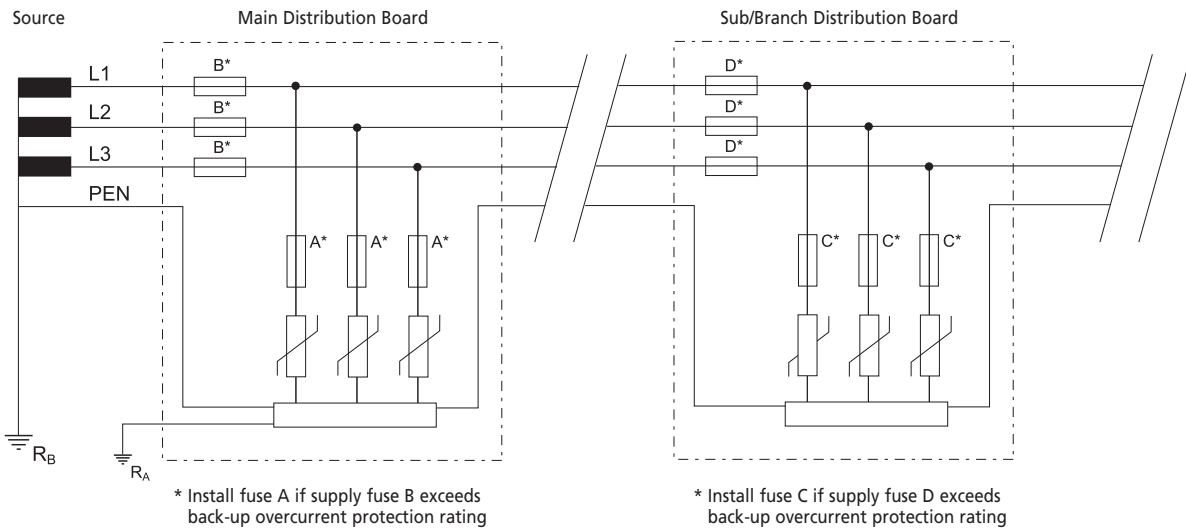
value should be selected. Effective protection does not require SPD's to be installed in all the modes detailed. The following diagrams provide guidance on the selection and installation of SPDs on the more common distribution systems. While three phase WYE systems are shown, similar logic can be applied to single phase, delta and other configuration sources.

$U_o$  = Line to neutral voltage of the system

$U_n$  = Nominal country specific system voltage (typically  $U_o \times 1.10$ )

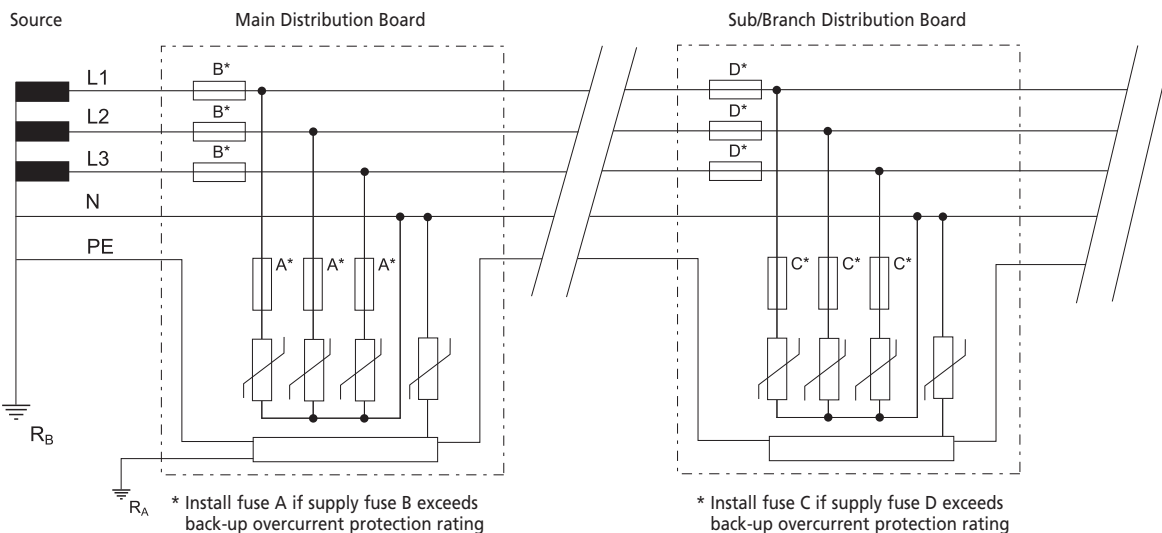
## TN-C System

In this, the neutral and protective earth conductor combine in a single conductor throughout the system. All exposed-conductive-parts are connected to the PEN conductor.



## TN-S System

In this, a separate neutral and protective earth conductor are run throughout. The protective PE conductor can be the metallic sheath of the power distribution cable or a separate conductor. All exposed-conductive-parts of the installation are connected to this PE conductor.



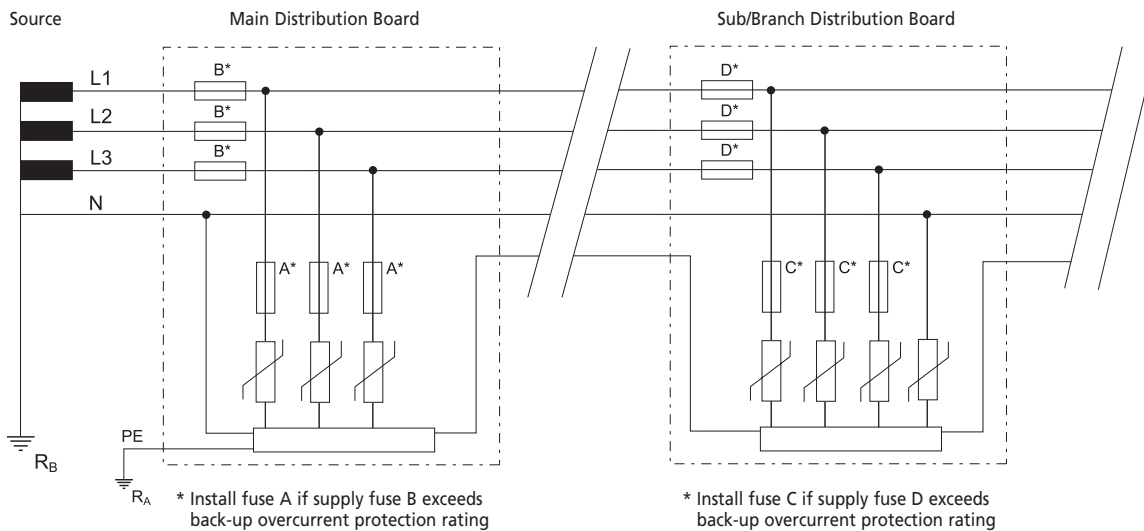
SPDs shown connected L-N and N-PE.  
May also be connected L-PE and N-PE.



# Power Distribution Systems and SPD Installation

## TN-C-S System

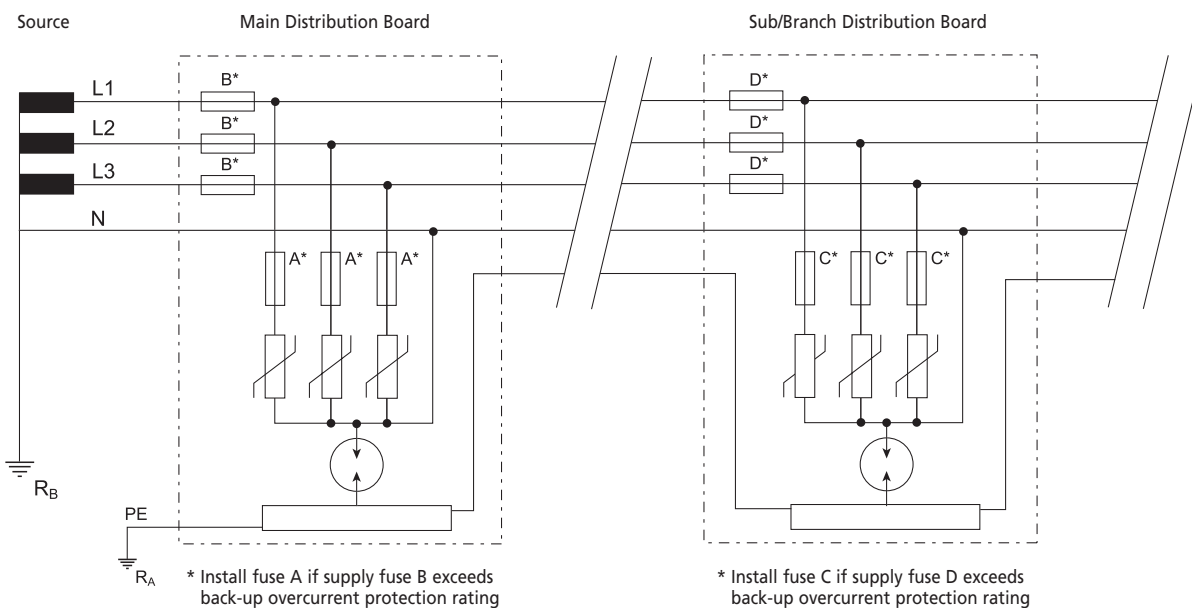
In this, a separate neutral and protective earth combine in a single PEN conductor. This system is also known as a Multiple Earthed Neutral (MEN) system and the protective conductor is referred to as the Combined Neutral Earth (CNE) conductor. The supply PEN conductor is earthed at a number of points throughout the network and generally as close to the consumer's point-of-entry as possible. All exposed-conductive-parts are connected to the CNE conductor.



SPDs shown connected L-PE and N-PE.  
May also be connected L-N and N-PE.

## TT System

A system having one point of the source of energy earthed and the exposed-conductive-parts of the installation connected to independent earthed electrodes.




# ERICO®



[www.erico.com](http://www.erico.com)



**AUSTRALIA**  
Phone 1800-263-508  
Fax 1800-423-091



**CHINA**  
Phone +86-21-3430-4878  
Fax +86-21-5831-8177



**HUNGARY**  
Phone 06-800-16538  
Fax +31-13-583-5406



**NORWAY**  
Phone 800-100-73  
Fax 800-100-66



**SWITZERLAND**  
Phone 0800-55-86-97  
Fax 0800-55-96-15



**BELGIUM**  
Phone 0800-757-48  
Fax 0800-757-60



**DENMARK**  
Phone 808-89-373  
Fax 808-89-372



**INDONESIA**  
Phone +62-21-575-0941  
Fax +62-21-575-0942



**POLAND**  
Phone +48-71-349-04-60  
Fax +48-71-349-04-61



**THAILAND**  
Phone +66-2-267-5776  
Fax +66-2-636-6988



**BRAZIL**  
Phone +55-11-3623-4333  
Fax +55-11-3621-4066



**FRANCE**  
Phone 0800-901-793  
Fax 0800-902-024



**ITALY**  
Phone 800-870-938  
Fax 800-873-935



**SINGAPORE**  
Phone +65-6-268-3433  
Fax +65-6-268-1389



**UNITED ARAB  
EMIRATES**  
Phone +971-4-881-7250  
Fax +971-4-881-7270



**CANADA**  
Phone +1-800-677-9089  
Fax +1-800-677-8131



**GERMANY**  
Phone 0-800-189-0272  
Fax 0-800-189-0274



**MEXICO**  
Phone +52-55-5260-5991  
Fax +52-55-5260-3310



**SPAIN**  
Phone 900-993-154  
Fax 900-993-106



**UNITED KINGDOM**  
Phone +0808-2344-670  
Fax +0808-2344-676



**CHILE**  
Phone +56-2-370-2908  
Fax +56-2-369-5657



**HONG KONG**  
Phone +852-2764-8808  
Fax +852-2764-4486



**NETHERLANDS**  
Phone +31-13-583-5400  
Fax +31-13-583-5499



**SWEDEN**  
Phone 020-790-908  
Fax 020-798-964



**UNITED STATES**  
Phone +1-440-248-0100  
Fax +1-440-248-0723